

## Slim towel radiator



Energy saving



Electric inertia radiators



Towel radiator

Slim towel radiators are manufactured with external Dual Kherr silicon stone inertia panel to stabilize and homogenize heat to reduce consumption.

A choice of two different sizes are available to fit any bathroom dimension. They include a heating control system based on PID technology and TRIAC interfaces that restricts consumption.

It includes two optional working modes, continuous or timed in a choice of different temperature selections.

High accuracy electronic thermostat.

Protection IP24 against water splashing from any direction. Bathroom fitting zones 2 and 3.



## SLIM Timer control


- Intuitive and easy-to-use display.
- Manual electronic control with timer.
- High accurate built-in electronic ambient thermostat.



## Technical features

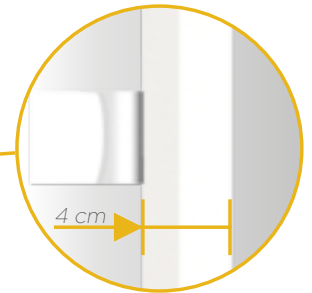


Different available choices of towel bars, for towel heater option



External heat accumulation Stone panel

**DUAL-KHERR**



Ultra slim design, powder coated steel structure.




Choice of Wireless programmable thermostat or timer.



Homogeneous temperature and energy restriction with TRIAC management

## Dimensions and power



Voltage	230V / 125V
Frequency	50 Hz / 60 Hz
Input	125, 230 W. (other versions on request)
Connecting plug	Double pole, 15 A / 125-250 VAC
Safety thermostat	Automatic rearm. Range 0° - 90°
Electronic room thermostat	Range 19°C to 21-23°C
Electric protection	Class II
IP protection	IP 24
Fitting system	Wall fitting, with screws and plugs (6 mm)

### Transport information (as per versions)


Model	Power (W)	Packaging dimensions (cm)	Weight (Kg)	Units per pallet*	
				FTL	LTL
35x100	500	110x10x34	11	30	24
50x100	800	110x16x62	21	15	12

\*FTL: Full truck loads. LTL: Less than a truck load

## Recommended finishes for Slim models



Classic




Terra Limestone



Black slate



White Cashmere - Mimetic




White slate

White cashmere finish can be painted in any colour you may wish if you add a coating for waterproof surfaces that can be found in any painting shop.

## Stainless Steel towel bars:

While Slim 500 is supplied with two curved bars as standard, Slim 800 has the choice of two different towel bars, straight or curved.



Description	References		Weight (Kg)
	5 cm depth	8 cm depth	
51 cm. stainless steel bar	BT050X5	BT050X8	0,50
32 cm curved stainless steel bar	BTCURVE		0,50

## Stainless Steel towel hooks:

Additional stainless steel hooks are also available for any model. Supplied in packs of 3 units.



Description	Ref.
Towel hooks, pack 3 units	PERINOX

