



Energy saving



Electric inertia radiators

Silicium Touch

Definitive efficiency in Heating

Perfect central heating system with individualized room temperature management. It is the ideal solution for your home.

Internal and external **DUAL-KHERR** silicon stone inertia panel. **Double heat accumulation** to stabilize temperature and reduce consumption.

Unique system that combines convection, radiation and heat accumulation to **effectively reduce consumption.**

Total control of your heat requirements.

You can easily set up the temperature and the working performance in every single room on your home. Daily and weekly programming can be done directly on the device and also via a pilot wiring central control manager.

It includes the most advanced technology in energy restriction: The Heating Cruise Control system (HCC) to **reduce consumption.**

Open window detector to stop performance when a window is open.

Double insulation, Class II, for **extra safety.**




TOUCH control manager:

- HCC control system based on electric micropulses and TRIAC interfaces.
- Built-in high accuracy electronic thermostat (0,05°C).
- Capacitive display, user friendly with safety lock.
- Working performance selector, Auto or manual.
- Weekly / daily programmer.
- Open window detector



Technical features



Extra inertia core inside



Homogeneous temperature and energy restriction with HCC and TRIAC management.



Touch control



Additional heat accumulation stone panel

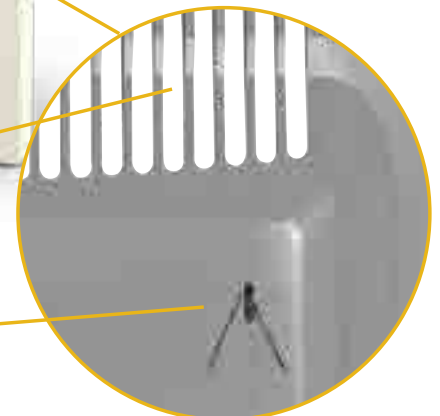
DUAL-KHERR



Aerodynamic design with back deflector and interior arrow shaped grille. It provides low turbulences and avoids spots on the wall.



Safety wall fixing bracket and fitting system. It reduces installation time.



Exterior frame made of VO carbon polymers and glass fibre. Totally safe, it avoids skin contact with hot areas.

Dimensions



Voltage	230V / 125V
Frequency	50 Hz / 60 Hz
Input	500, 800, 1000, 1300, 1500, 2000 W. (other versions on request)
Connecting plug	Double pole, 15 A / 125-250 VAC
Safety thermostat	Automatic rearm. Range 0° - 90°
Electronic room thermostat	Range 5 °C - 30 °C
Electric protection	Class II
IP protection	IP 24
Fitting system	Wall fitting, with screws and plugs (6 mm)

Transport information

Model	Power (W)	Packaging dimensions (cm)	Weight (Kg)	Units per pallet*	
				FTL	LTL
50x50	500/800/1000	60x16x62	13	27	22
100x50	1000/1500	110x16x62	25	15	12
50x100	800/1300	110x16x62	25	15	12

*FTL: Full truck loads. LTL: Less than a truck loads


Recommended finishes for Silicium Touch models




Classic




Terra Limestone



Black slate



White Cashmere - Mimetic



White slate

White cashmere finish can be painted in any colour you may wish if you add a coating for waterproof surfaces that can be found in any painting shop.

Silicium Touch, Towel radiators



Energy saving



Electric inertia radiators



Towel radiator

TOUCH models are also suitable as towel radiators by adding additional towel bars and towel hooks.

Additional stainless steel towel bars are available for square or vertical models (51 cm) and also for horizontal models (102 cm). Both in a choice of 5 cm and 8 cm depth.

Additional stainless steel hooks are also available for any model. Supplied in packs of 3 units.



Stainless Steel towel bars:



Description	References		Weight (Kg)
	5 cm depth	8 cm depth	
51 cm. stainless steel bar	BT050X5	BT050X8	0,50
102 cm. stainless steel bar	BT100X5	BT100X8	0,85

Stainless Steel towel hooks:



Description	Ref.
Towel hooks, pack 3 units	PERINOX

